

OpenTele


En præsentation



OpenTele



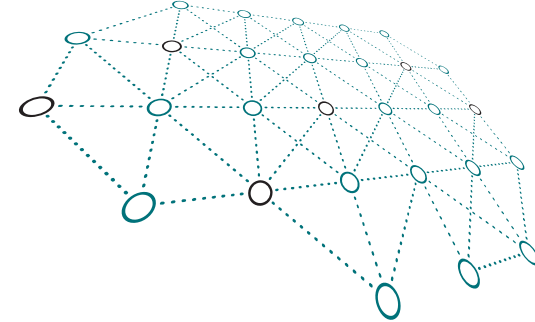
STIFTELSEN FOR SOFTWAREBASEREDE SUNDHEDSSERVICES




TTPCOM



BANG & OLUFSEN

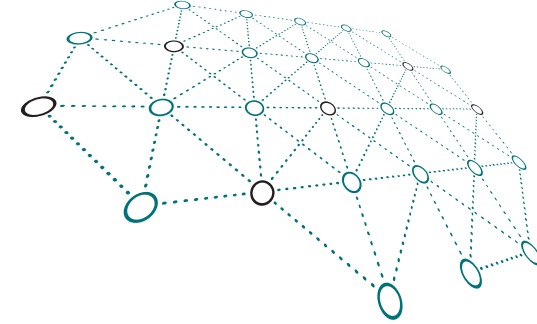


Mike Kristoffersen



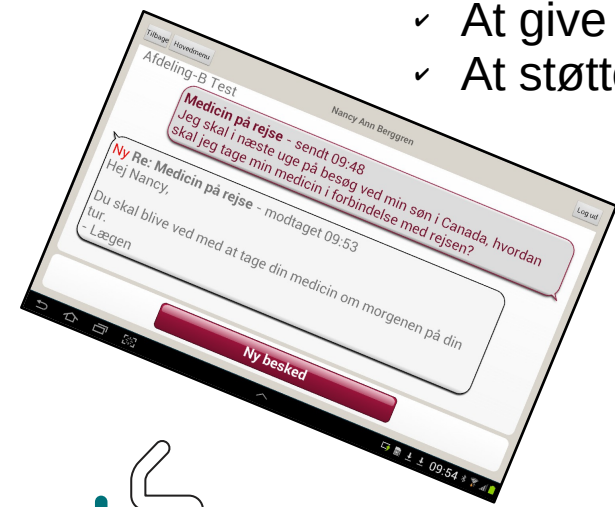
- 15 års erfaring med software udvikling
- Bl.a. ved B&O, Motorola, Mozilla, og Alexandra Instituttet
- Bygger H0 modeller
- Brygger øl

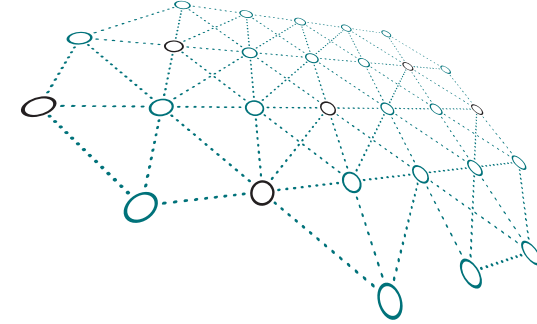




Hvad er OpenTele?

- Et værktøj til:
 - ✓ At opsamle målinger af fysiologiske parametre ved borgerne
 - ✓ At opsamle svar fra borgerne til spørgsmål (Går det bedre?)
 - ✓ At støtte kommunikationen mellem borger og behandler
 - ✓ At give borgeren overblik over udvikling i deres helbred
 - ✓ At give behandler overblik over udvikling i borgerens helbred
 - ✓ At støtte behandleren i overvågning af flere borgere





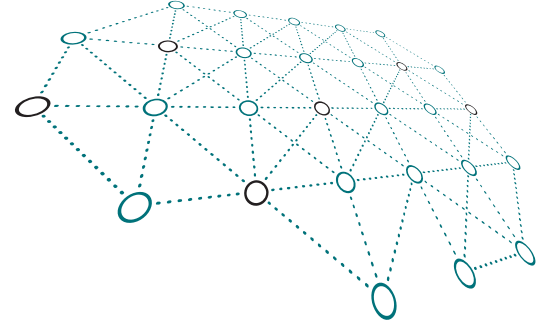
Hvordan gør OpenTele

- Giver mulighed for at lade borgeren besvare spørgeskemaer
- "Spørgsmål" i spørgeskemaer kan være automatiske målinger
- Besked / mail kommunikation i kontekst af behandler relationen
- Understøtter patient empowerment bl.a. ved at give adgang til historisk data

The screenshot shows a mobile application interface for a patient named Nancy Ann Berggren. The page is titled "Mine målinger" (My measurements) and displays a section for "Blodtryk" (Blood pressure). Below the title, there are navigation options: "Vis 1 uge", "Vis 1 måned", "Vis 3 måneder", "Vis 1 år", and "Vis alt". A table lists the following data:

Tidspunkt	mmHg
02-02-2014 19:00	130/65
25-01-2014 00:00	130/80
25-12-2013 00:00	129/80
25-11-2013 00:00	128/80

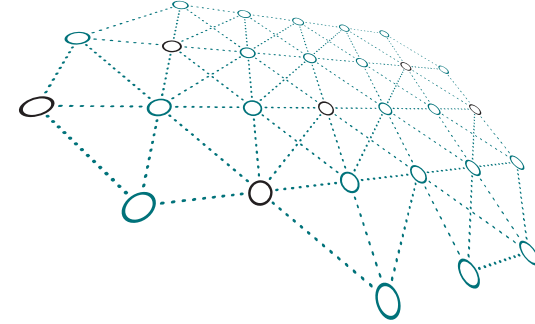




OpenTele Arkitektur

- Borger rettet klient (Nu: Android - Snart: html5)
- Behandler web klient
- Cloud server
- Database server





OpenTele Android klient

- Giver mulighed for besvarelse af spørgeskemaer
- Giver mulighed for automatisk overførsel af måle data
- Giver mulighed for at se historiske målinger
- Giver mulighed for at kommunikere med behandler

Tilbage Hovedmenu Nancy Ann Berggren Log ud

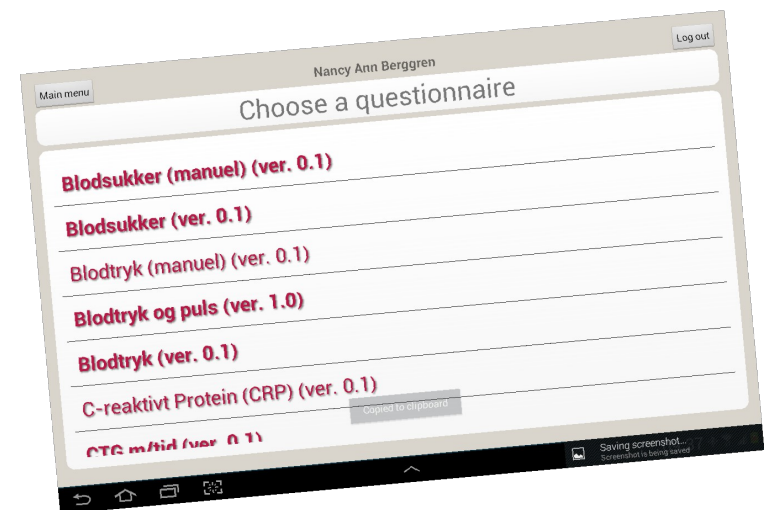
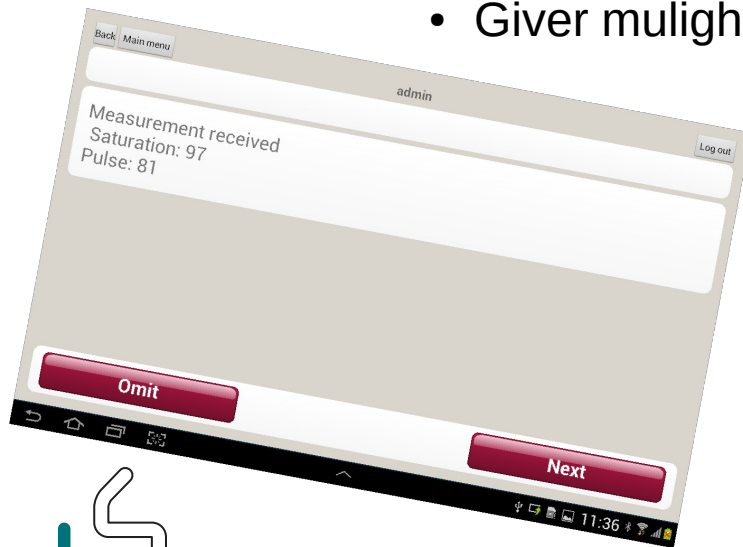
Mine målinger

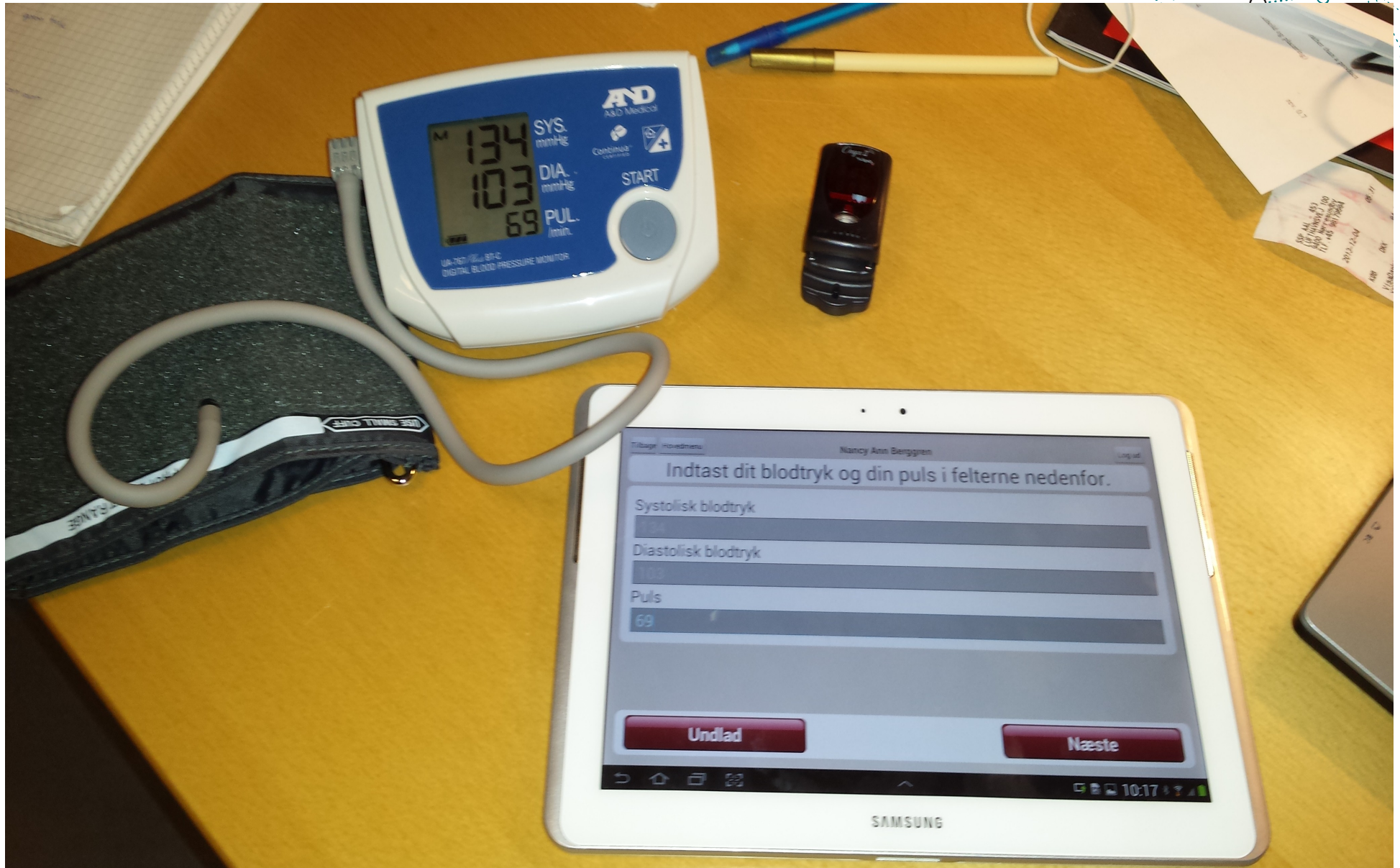
Blodtryk

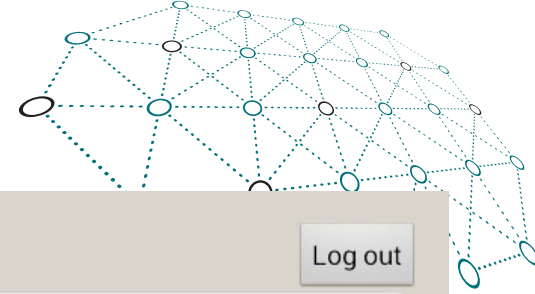
Vis 1 uge | Vis 1 måned | Vis 3 måneder | Vis 1 år | Vis alt

Tidspunkt	mmHg
02-02-2014 19:00	130/65
25-01-2014 00:00	130/80
25-12-2013 00:00	129/80
25-11-2013 00:00	128/80

10:00







Main menu

Nancy Ann Berggren

Log out

Choose a questionnaire

Blodsukker (manuel) (ver. 0.1)

Blodsukker (ver. 0.1)

Blodtryk (manuel) (ver. 0.1)

Blodtryk og puls (ver. 1.0)

Blodtryk (ver. 0.1)

C-reaktivt Protein (CRP) (ver. 0.1)

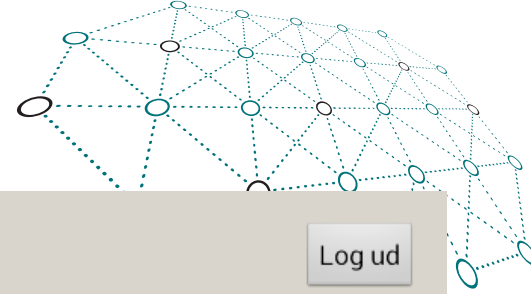
CTG m/tid (ver. 0.1)

Copied to clipboard



Saving screenshot...
Screenshot is being saved





Tilbage


Hovedmenu

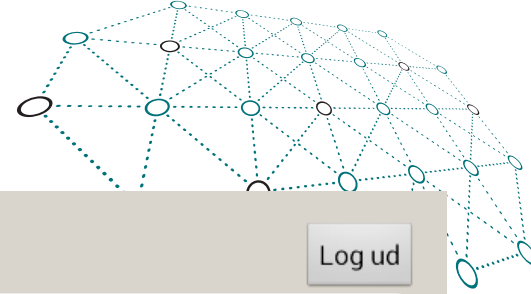
Nancy Ann Berggren

Log ud

Så skal der måles Saturation!

Næste





Tilbage

Hovedmenu

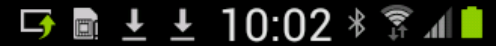

Nancy Ann Berggren

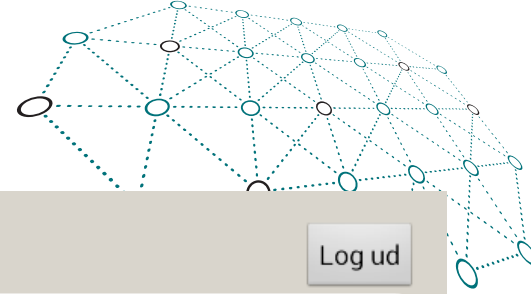
Log ud

Saturation

Sæt iltmåleren på fingeren.

Undlad





Tilbage

Hovedmenu

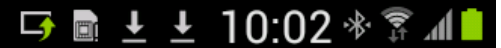

Nancy Ann Berggren

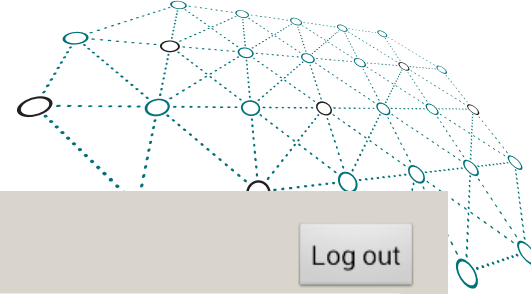
Log ud

Saturation

Venter på måling. Hold dig i ro.

Undlad





Back Main menu

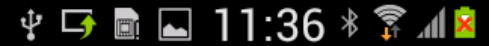

admin

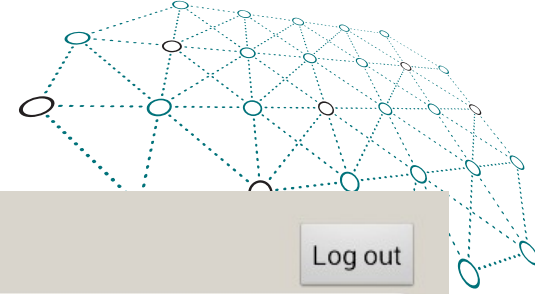
Log out

Measurement received
Saturation: 97
Pulse: 81

Omit

Next





Main menu

Nancy Ann Berggren

Log out

Choose a questionnaire

Blodsukker (manuel) (ver. 0.1)

Blodsukker (ver. 0.1)

Blodtryk (manuel) (ver. 0.1)

Blodtryk og puls (ver. 1.0)

Blodtryk (ver. 0.1)

C-reaktivt Protein (CRP) (ver. 0.1)

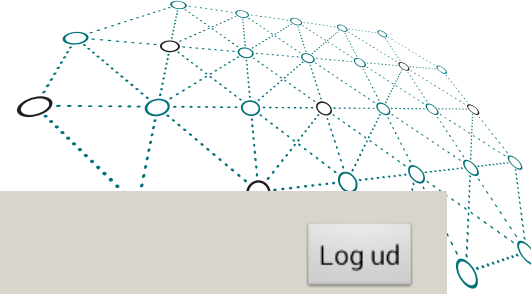
CTG m/tid (ver. 0.1)

Copied to clipboard



Saving screenshot...
Screenshot is being saved





Tilbage

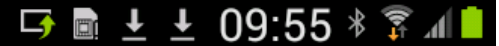

Hovedmenu

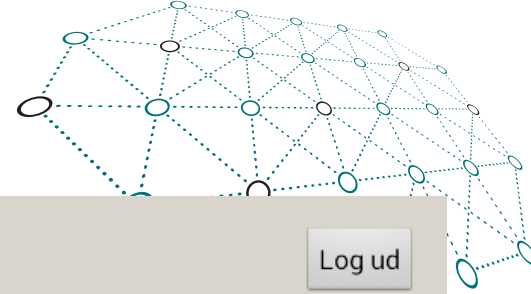
Nancy Ann Berggren

Log ud

Rejse-sætte sig test:
Er for at teste/vurdere din muskelstyrke i underkroppen.

Næste





Tilbage

Hovedmenu

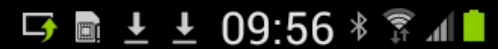

Nancy Ann Berggren

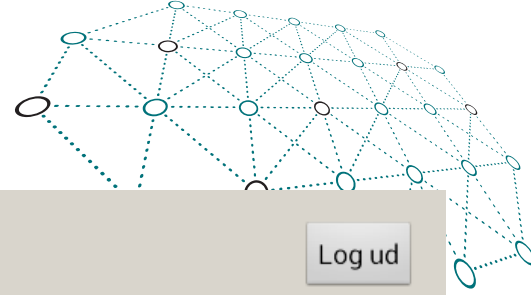
Log ud

Ønsker du at undvære instruktion og gå direkte til start på øvelsen?

Nej

Ja





Tilbage

Hovedmenu


Nancy Ann Berggren

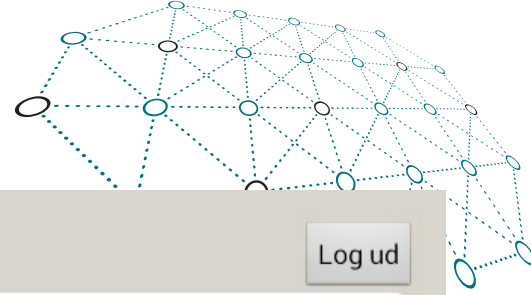
Log ud

Når du trykker "Næste", vil der gå 45 sekunder før testen automatisk starter.

Du kan se, at der bliver talt ned indtil start på test.

Næste





Tilbage

Hovedmenu

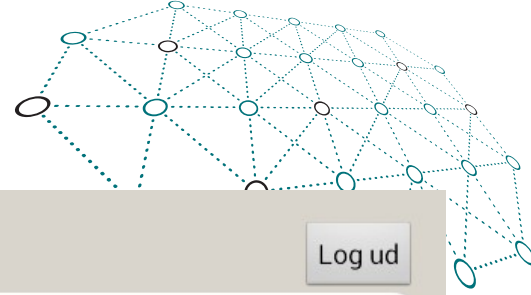
Nancy Ann Berggren

Log ud

Nedtælling på 45 sek inden teststart

Tid tilbage: 43 ud af 45 sekunder.





Tilbage

Hovedmenu

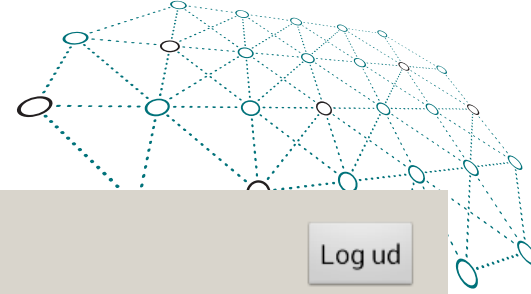
Nancy Ann Berggren

Log ud

START og fortsæt i 30 sekunder.

Tid gået: 4 ud af 30 sekunder.





Tilbage

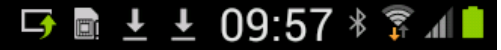

Hovedmenu

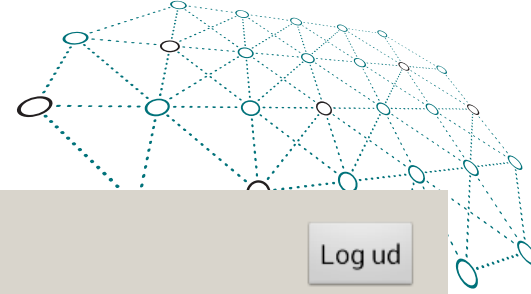
Nancy Ann Berggren

Log ud

Indtast antallet af gentagelser, du klarede:

Næste





Tilbage

Hovedmenu


Nancy Ann Berggren

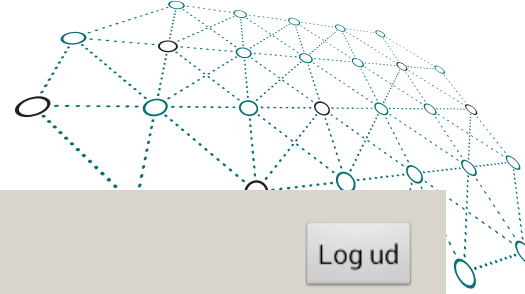
Log ud

Indtast antallet af gentagelser, du klarede:

12

Næste





Tilbage

Hovedmenu

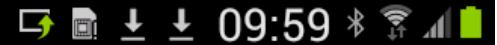

Nancy Ann Berggren

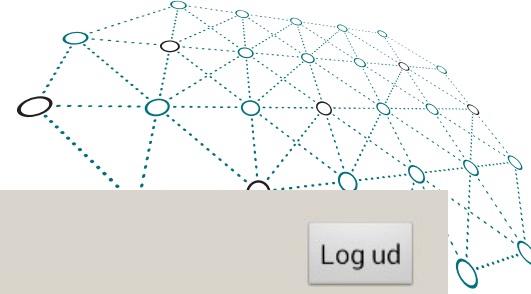
Log ud

Hvordan udførte du rejse-sætte sig testen?

- Uden brug af dine arme
- Hænderne på dine lår
- Hænderne på stolens armlæn

Næste





Tilbage

Hovedmenu

Nancy Ann Berggren

Log ud

Vil du sende data?

Nej


Kopieret til udklipsholder

Ja



Gemmer skærbillede ...
Skærbillede gemmes

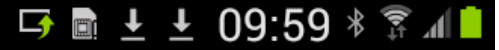



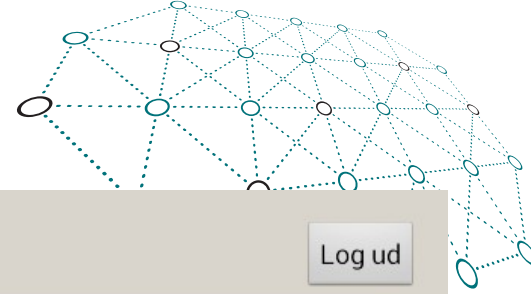


Indsendt måling/svar

Indsendt måling/svar er modtaget.

OK





Tilbage

Hovedmenu

Nancy Ann Berggren

Log ud

Mine målinger

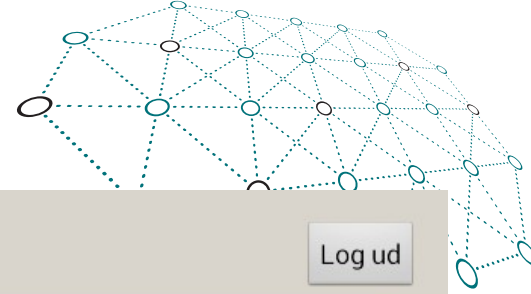
Blodtryk

Puls

Vægt

Blodsukker





Tilbage Hovedmenu

Nancy Ann Berggren

Log ud

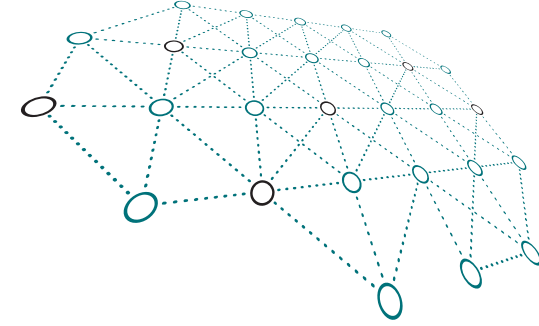
Mine målinger

Blodtryk

[Vis 1 uge](#) | [Vis 1 måned](#) | [Vis 3 måneder](#) | [Vis 1 år](#) | [Vis alt](#)

Tidspunkt	mmHg
02-02-2014 19:00	130/65
25-01-2014 00:00	130/80
25-12-2013 00:00	129/80
25-11-2013 00:00	128/80

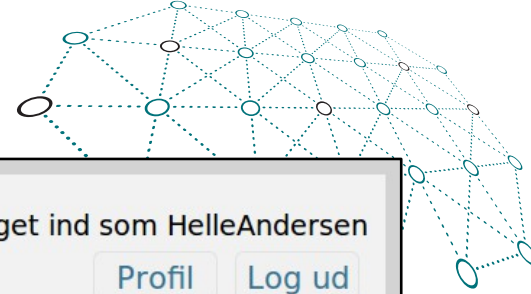




OpenTele Behandler klient

- Web/html5 baseret klient, der kan tilgås gennem almindelige browsere
- Giver overblik over målinger fra mange borgere
- Oprettelse/redigering af spørgeskemaer
- Opsættelse af grænse værdier for hver målings type
- Adgang til historisk data
- Kommunikation med de enkelte borgere





Hovedmenu

 **Overblik**

 Find patient

 Opret patient

 Alle noter for mit team

Administratormenu

Skemaer

Skemagrupper

Kits

Målere

Brugere

Patientgrupper

Brugerroller

Hændelseslog





Tærskelværdi

Overblik - nye målinger

Kvitter for alle grønne:



 Filtrer

			Nancy Ann Berggren	251248-4916					
			Erik Mejer	777777-7777					
			Region Midt	260190-1111					
			Julius Hansen	060175-0jh1					
			Kai Hansen	111222-3335					
			Region Hovedstaden	260189-1111					
			Test Testsen	111111-1118					





Hovedmenu

Overblik

Find patient

Patientmenu

Nancy Ann Berggren
CPR-nummer:251248-4916
Kommentar:Test d. 4/12-14. Det tjekkes om kommentarboks kommer fre...

Telefon:
Mobiltelefon:

Målinger

Indtast måling

Stamdata

Beskeder til/fra patient

Noter

Pausering

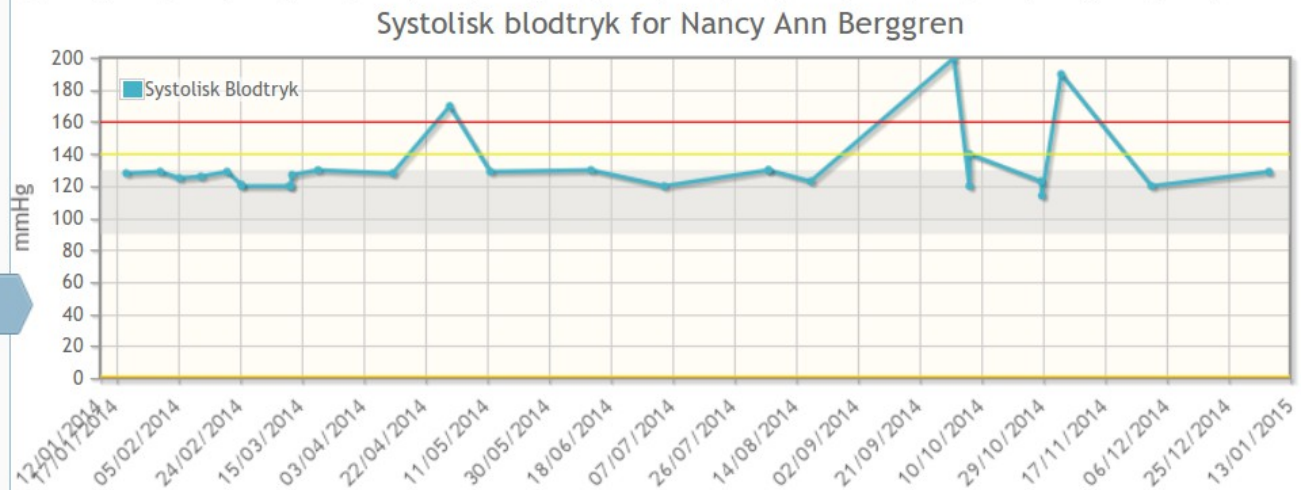
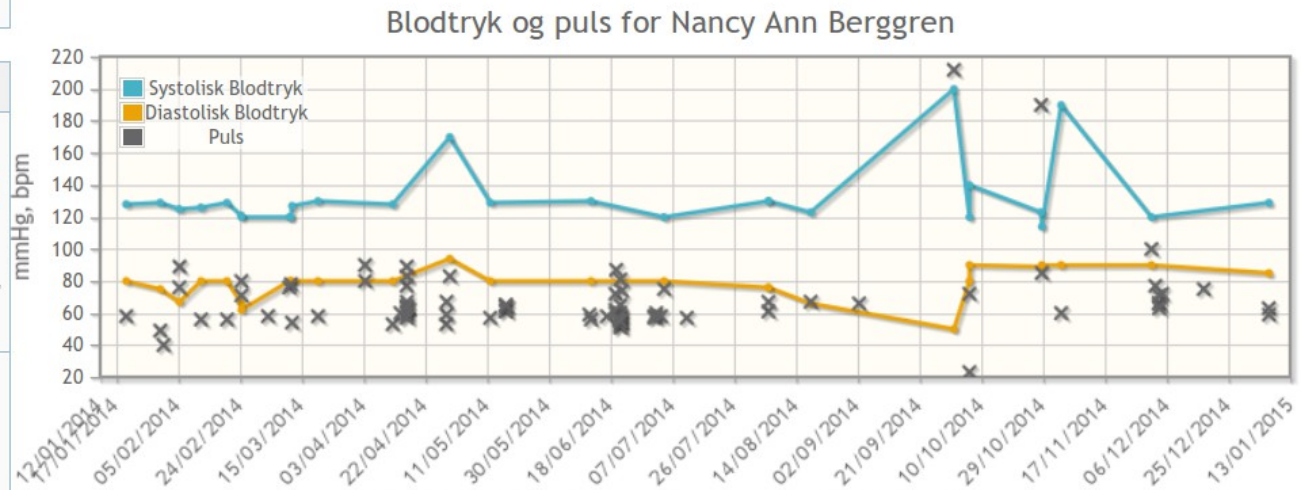
Grafer

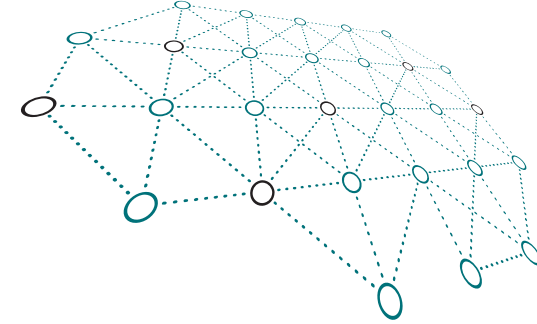
Alle målinger

Udstyr

Grafer for Nancy Ann Berggren

Målingsperiode: Vis alt | Vis 1 uge | Vis 1 måned | Vis 3 måneder | **Vis 1 år** | Vælg periode





Spørgeskema editor

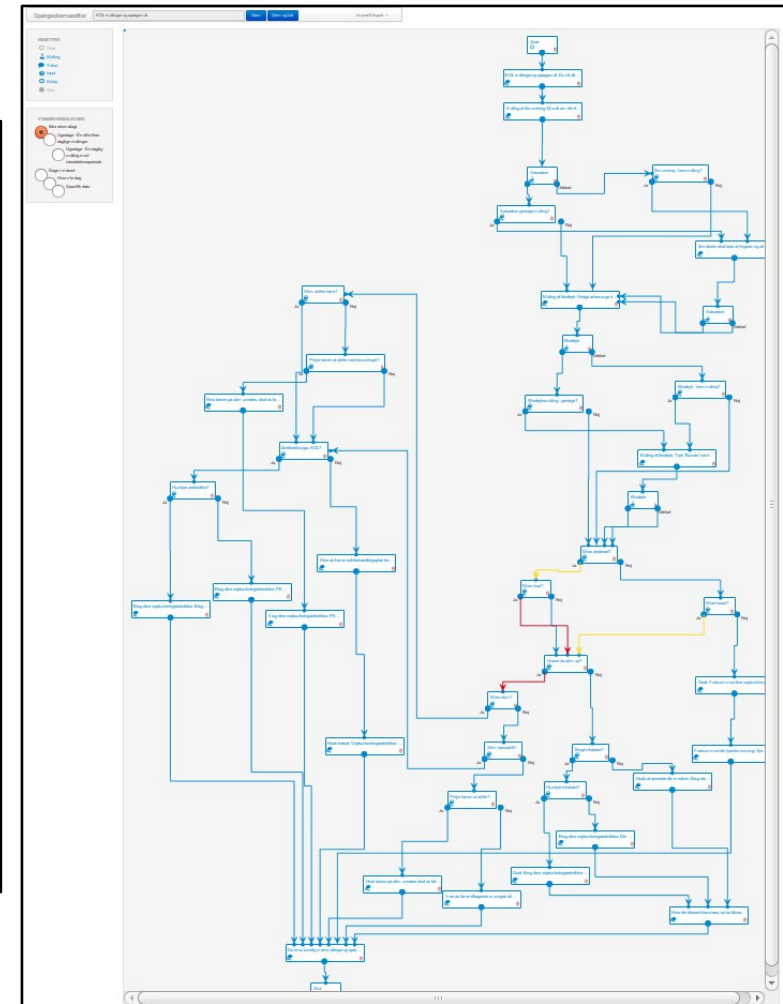
Spørgeskemaeditor Aktuel_Nej **Gem** **Gem og luk** Import/Eksport ▾

KNUDETYPEN

- Start
- Måling
- Tekst
- Input
- Delay
- Slut

STANDARD-SKEMALÆGNING

- Ikke skemalagt
- Ugedage - En eller flere daglige målinger
- Ugedage - En daglig måling med introduktionsperiode
- Dage i måned
- Hver n'te dag
- Specifik dato





Spørgeskemaeditor

Aktuel_Nej

Gem

Gem og luk

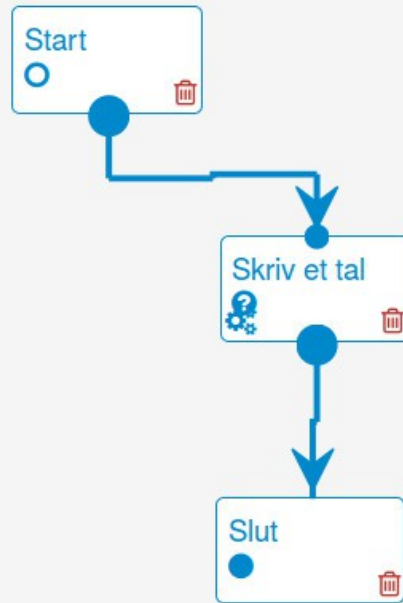
Import/Eksport ▾

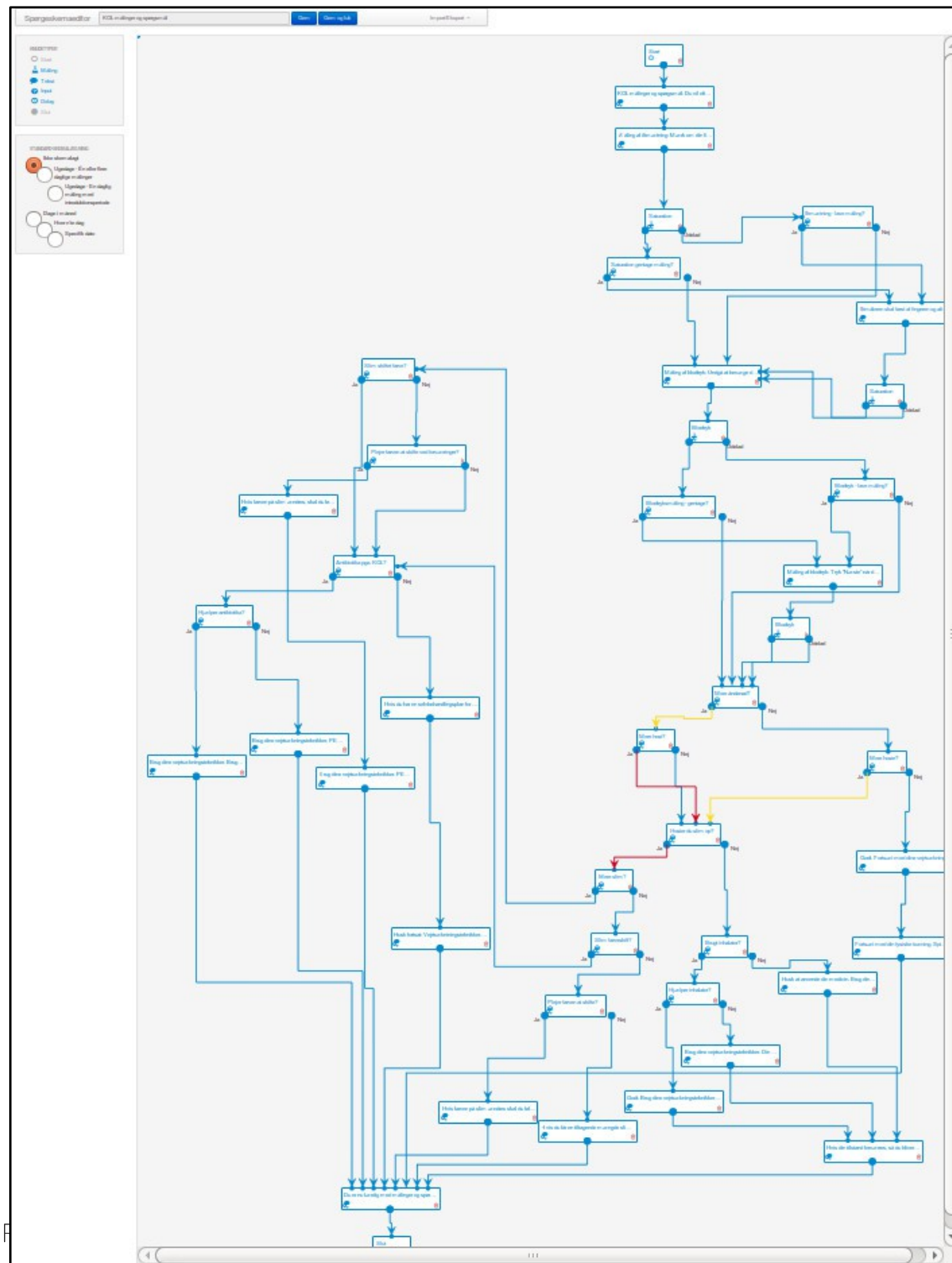
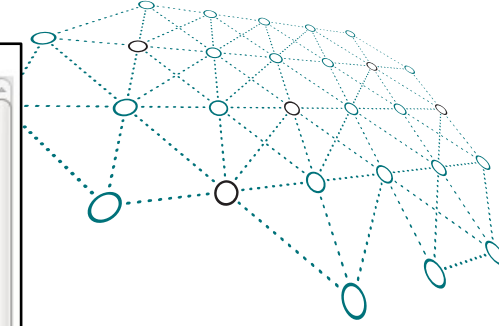
KNUDETYPEN

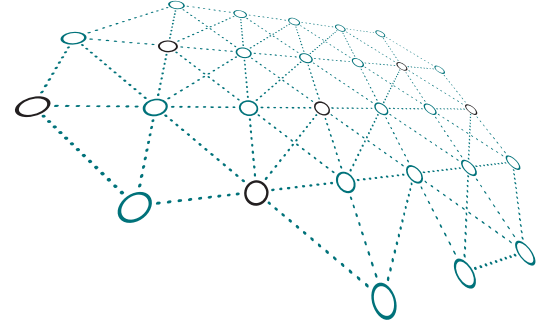
- Start
- Måling
- Tekst
- Input
- Delay
- Slut

STANDARD-SKEMALÆGNING

- Ikke skemalagt
- Ugedage - Én eller flere daglige målinger
- Ugedage - En daglig måling med introduktionsperiode
- Dage i måned
- Hver n'te dag
- Specifik dato



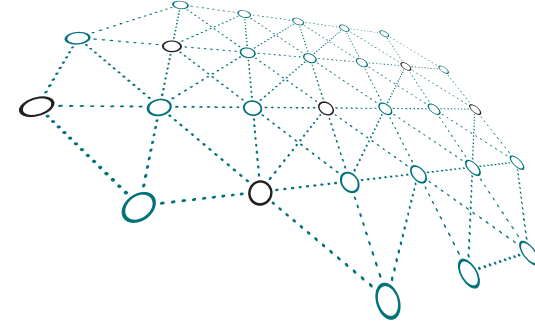




OpenTele Server

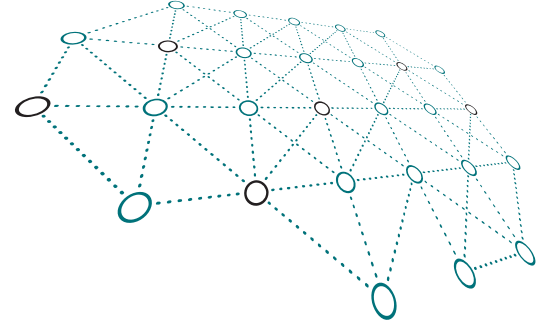
- Designet til at kører i skyen
- Web server for behandler klienten
- Binder bruger og behandler klienter sammen med databasen





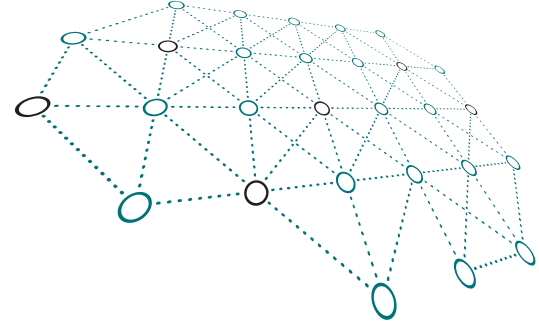
Kom i gang med OpenTele

- Kontakt 4S - koordinator@4s-online.dk
- Brug vores issue system: <https://issuetracker4s.atlassian.net/browse/OT>
- Hent softwaren - <https://bitbucket.org/4s>
- Besøg vores tekniske wiki - <http://4s-online.dk/wiki/doku.php?id=opentele:overview>



Spørgsmål???





Tak !!!

